

WORKING TOGETHER

Design | Build | Protect



FOCUS ON PLANNING

LORING  WARD
A BETTER WEALTH EXPERIENCE

Together, we can design, build and protect a comprehensive, long-term plan that reflects what is most important to you — your values, needs, concerns and hopes.

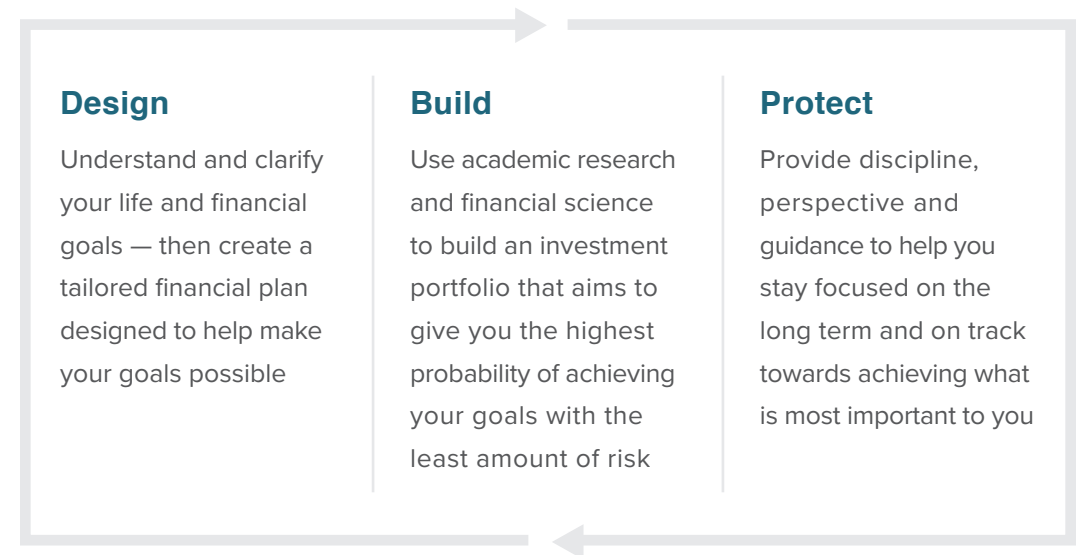
Do You Have the Plan That's Right for You?

Achieving financial comfort, taking care of family, planning for a secure retirement, mitigating taxes, making sure children (or grandchildren) get an education, building a legacy...

For most of us, these are extremely important. But many of us feel unprepared and ill-equipped to deal with all of them in a coordinated, knowledgeable way.

Our comprehensive advisory process is designed to uncover what is most important to you personally and financially in order to put together the best possible long-term plan.

We do this through a thoughtful and consultative three-step approach:



Introduction

One of the most important components of any successful advisory relationship is truly understanding who you are. Your life is unique, so your plan should be too.

Our collaborative approach centers on your future and is intended to help you gain greater clarity on your life goals and challenges.

To do this, we will focus together on a number of important areas:

- **Today:** What are your top priorities and goals?
- **Future:** What plans have you made for the future? What values impact your views about the future?
- **Concerns:** What kinds of financial issues keep you up at night? What are the biggest financial mistakes you've made or avoided?

OUR GOAL IS TO HELP YOU...

Design a Plan to Meet Your Life Goals

What Is Most important to You?

Your LifeMap

Clarify Vision & Future	Harmonize Work & Life	Create Financial Comfort	Help & Protect Family	Build a Legacy
Plan for the Future	Meet Basic Needs	Simplify Finances	Help Children	Execute Intentions
Ease Life's Transitions	Enhance Lifestyle	Reduce Taxes	Assist Parents	Help Beneficiaries
Live My Values	Manage Health	Protect Assets	Fund Education	Give to Charities

Focus on What Matters Most to You

We can help you clarify, prioritize and address a wide variety of goals in a number of important areas, as you can see in the LifeMap at the left.

Once we understand what matters most to you, we can move forward with building your plan.

To help do this, we take great care in assembling a team of financial professionals — including any of your current financial professionals — who will work in concert to make sure all your needs are being addressed. Your team may include:

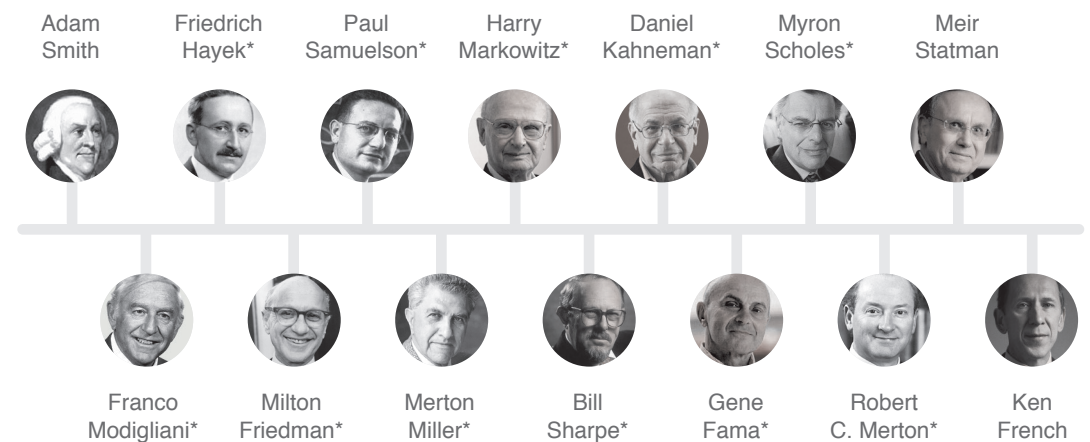
- Certified Public Accountant
- Estate Planning Attorney
- Insurance Professionals
- Investment Partners

Having your own team of experts working closely together helps maximize the effectiveness of your plan and makes sure it stays in sync, with every item properly addressed.

Once you have designed your plan based on what matters most to you, it is time to build it

Introduction

For most of us, investing is what makes it possible to achieve our lifetime goals. That is why we want to gather as much expertise on your side as possible. Our process incorporates the research of many great thinkers and economists, including pioneers in behavioral finance and 11 Nobel Laureates.



*Nobel Laureate Recipient

Decades of research show how you may be able to increase your probability for long-term success:

1. Find the right portfolio allocation between stocks and bonds
2. Diversify among international and U.S. stocks to help manage the volatility of your returns over time
3. Potentially increase your returns by investing in riskier companies, including small and value companies

Diversification neither assures a profit nor guarantees against loss in a declining market. The risks associated with investing in stocks and overweighting small company and value stocks potentially include increased volatility (up and down movement in the value of your assets) and loss of principal.

OUR GOAL IS TO HELP YOU...

Build Your Plan Using Scientific & Academic Research

Picking the Right Portfolio for Your Risk Tolerance is Essential

Maximum, Minimum and Average One-Year Returns — 1996 to 2015



Rebalanced annually. Rolling 12 month periods. All data provided by Morningstar Direct 2016. Bonds represented by BofAML 1-3 Yr Gov & Credit Bond Index. Stocks represented by S&P 500 Index. Indexes are not available for direct investment. Their performance does not reflect the expenses associated with the management of an actual portfolio. Not to be construed as investment advice. Diversification does not guarantee a profit or protect against a loss. Past performance does not guarantee future results and the principal value of an investment will fluctuate so that an investor's shares, when redeemed, may be worth more or less than their original cost. All investments involve risk, including the loss of principal and cannot be guaranteed against loss by a bank, custodian, or any other financial institution.

Find the Right Portfolio Allocation Between Stocks and Bonds

Over time, stock markets (representing the great companies of the world) have tended to reward patient investors. However, the price for these long-term gains can involve living through occasional periods of decline. Understanding your tolerance for these periods when the market goes down is an essential part of building a plan that will work for you.

The chart at the left shows the maximum, minimum and average one-year returns of various mixes of stocks and bonds in a portfolio.

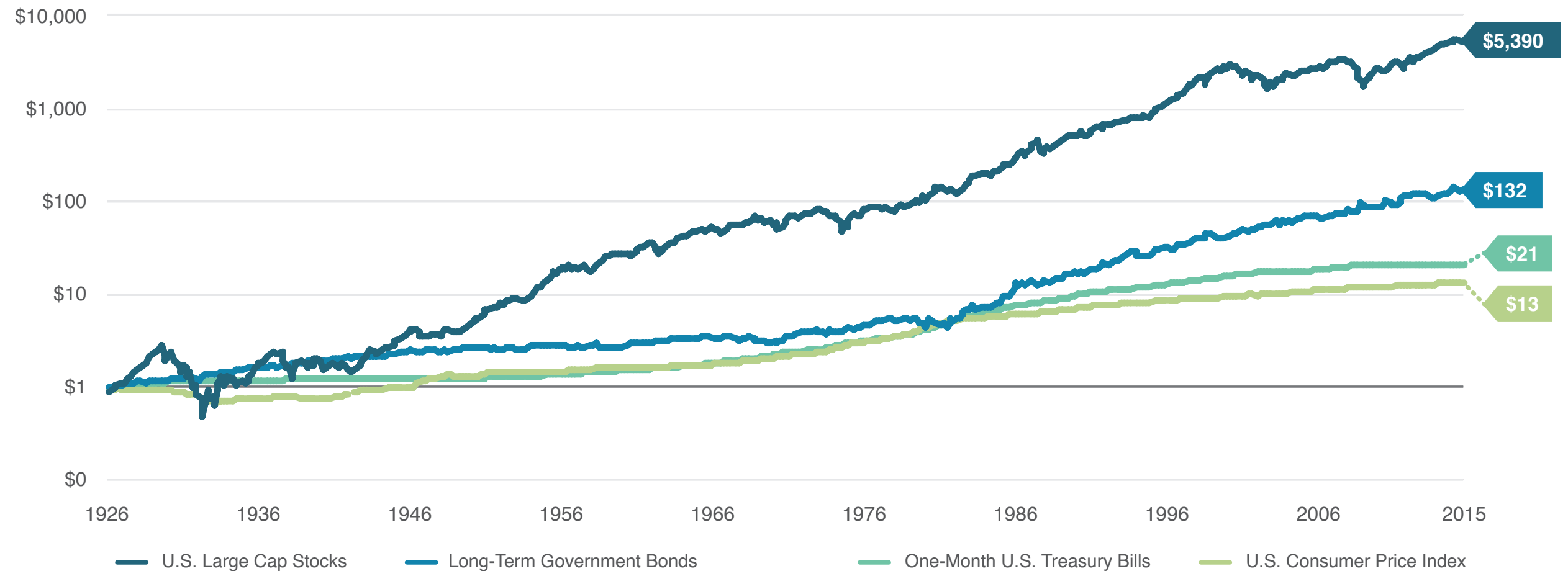
As you add more stocks to your portfolio, your gains and declines increase, as well as your average returns. It is your comfort level with these ups and downs that will determine what kind of investments are right for your plan.

This chart is a good illustration of the long-term growth of U.S. businesses over the past almost 90 years. \$1 in the stock market in 1926 and kept invested, by the end of 2015 would have grown to \$5,390! That same \$1

invested in One-Month T-Bills would be worth \$21 and if invested in Long-Term Government Bonds it would be worth \$132.

The Long-Term Power of Markets

Growth of \$1 — 1926 to 2015



Hypothetical value of \$1 invested at the beginning of 1927 and kept invested through December 31, 2015. Assumes reinvestment of income and no transaction costs or taxes. This is for illustrative purposes only and not indicative of any investment. Total returns in U.S. dollars. Past performance is no guarantee of future results. U.S. Large Cap Stocks represented by the S&P 500 U.S. Large Company Stock Index, which is an unmanaged index of stocks of large U.S. companies. The Consumer Price Index (CPI) program produces monthly data on changes in the prices paid by urban consumers for a representative basket of goods and services. Long-Term Government Bonds, One-Month U.S. Treasury Bills, and U.S. Consumer Price

Index (inflation), source: Morningstar's 2015 Stocks, Bonds, Bills, And Inflation Yearbook (2016). Indexes are unmanaged baskets of securities that investors cannot directly invest in. Index performance does not reflect the fees or expenses associated with the management of an actual portfolio. Risks associated with investing in stocks potentially include increased volatility (up and down movement in the value of your assets) and loss of principal. T Bills and government bonds are backed by the U. S. government and guaranteed as to the timely payment of principal and interest. T Bills and government bonds are subject to interest rate and inflation risk and their values will decline as interest rates rise.

Ranking of Stock Market Returns Around the World

Based on Ten-Year Performance in U.S. Dollars Annualized Returns
Year Ending December 31, 2015

1. Philippines	24. Chile
2. Indonesia	25. Belgium
3. Denmark Lego	26. France Michelin
4. China	27. Colombia
5. Peru	28. Qatar
6. Thailand	29. Finland
7. Hong Kong	30. Canada
8. Malaysia	31. Spain
9. India	32. Egypt
10. Singapore	33. Norway
11. USA	34. Japan 7-Eleven
12. Switzerland	35. Czech Republic
13. Sweden Frigidaire	36. Brazil
14. Germany	37. Turkey
15. Australia	38. Poland
16. Netherlands Shell	39. Hungary
17. Mexico	40. Italy Prada
18. Israel	41. UAE
19. Taiwan	42. Russia
20. New Zealand	43. Ireland
21. South Africa Miller Beer	44. Portugal
22. UK	45. Austria Red Bull
23. Korea Samsung	46. Greece

Source: Morningstar Direct 2016. Countries represented by their respective MSCI IMI (net div.).
Past performance is not indicative of future results.

Diversify Among International and U.S. Stocks to Help Manage the Volatility of Your Returns Over Time

We like to think of the U.S. as a world leader but over the past several decades, America has never even ranked in the top 10 in annualized performance.

Ten years ago, almost no one would have predicted that countries like the Philippines and Indonesia would do so well. Ten years from now, this list will almost certainly look very different.

You might also be surprised by the number of familiar companies and household brands that are actually internationally owned.

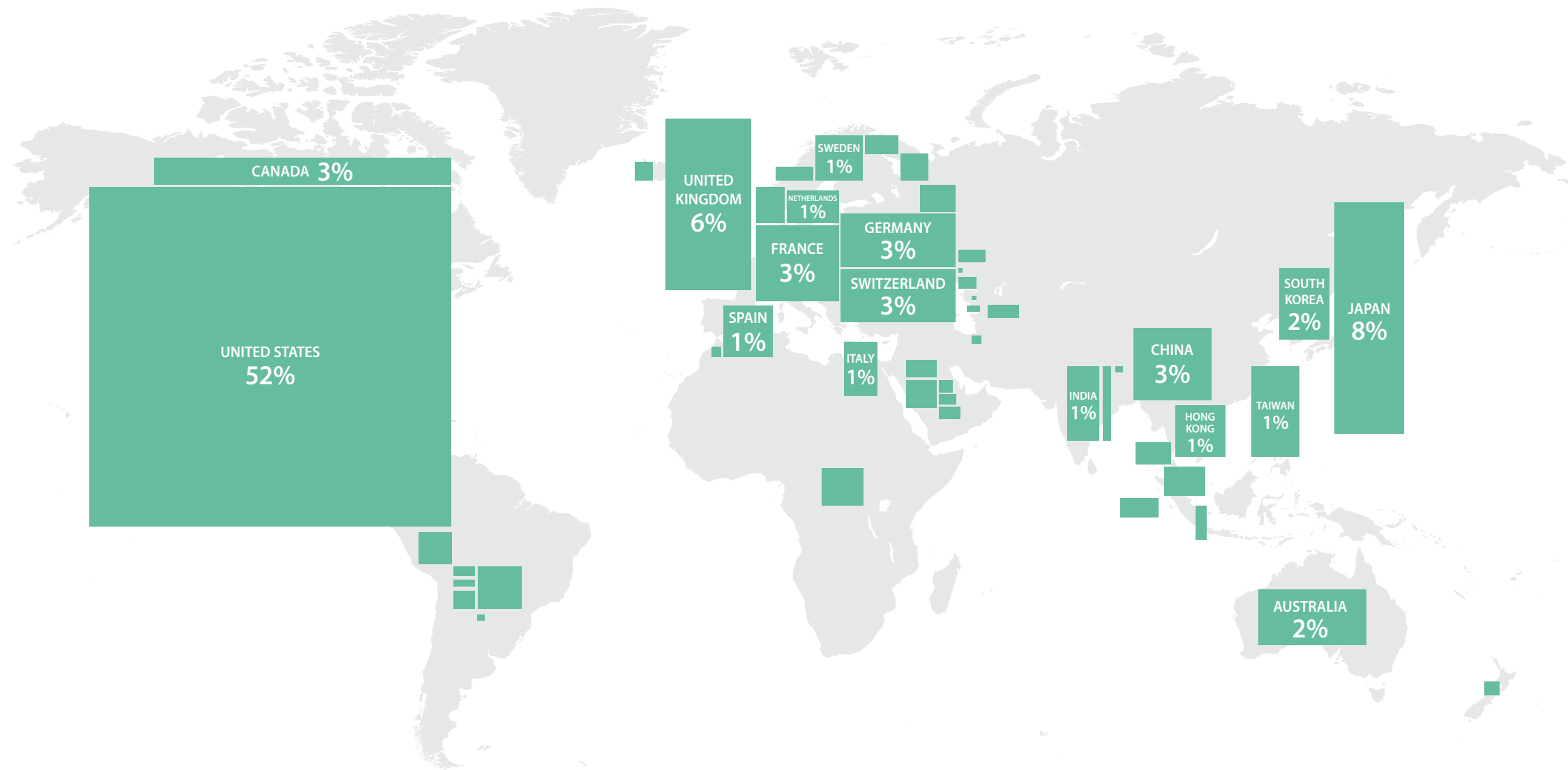
Nobody knows what the future will bring. But if you own a lot of companies around the world you can worry less if any one company or even one country experiences losses. Nor do you need to be concerned about picking countries that might outperform.

Keep in mind that international stocks can be riskier than U.S. stocks, due to currency and political risks, among others. This is why it is so important for you to carefully decide how to allocate your portfolio between U.S. and international stocks.

The average U.S. investor has a portfolio made up of about 75% U.S. stocks. While that may seem like the patriotic thing to do, it can mean

Own Great Companies Around the World

World Market Capitalization — as of December 31, 2015

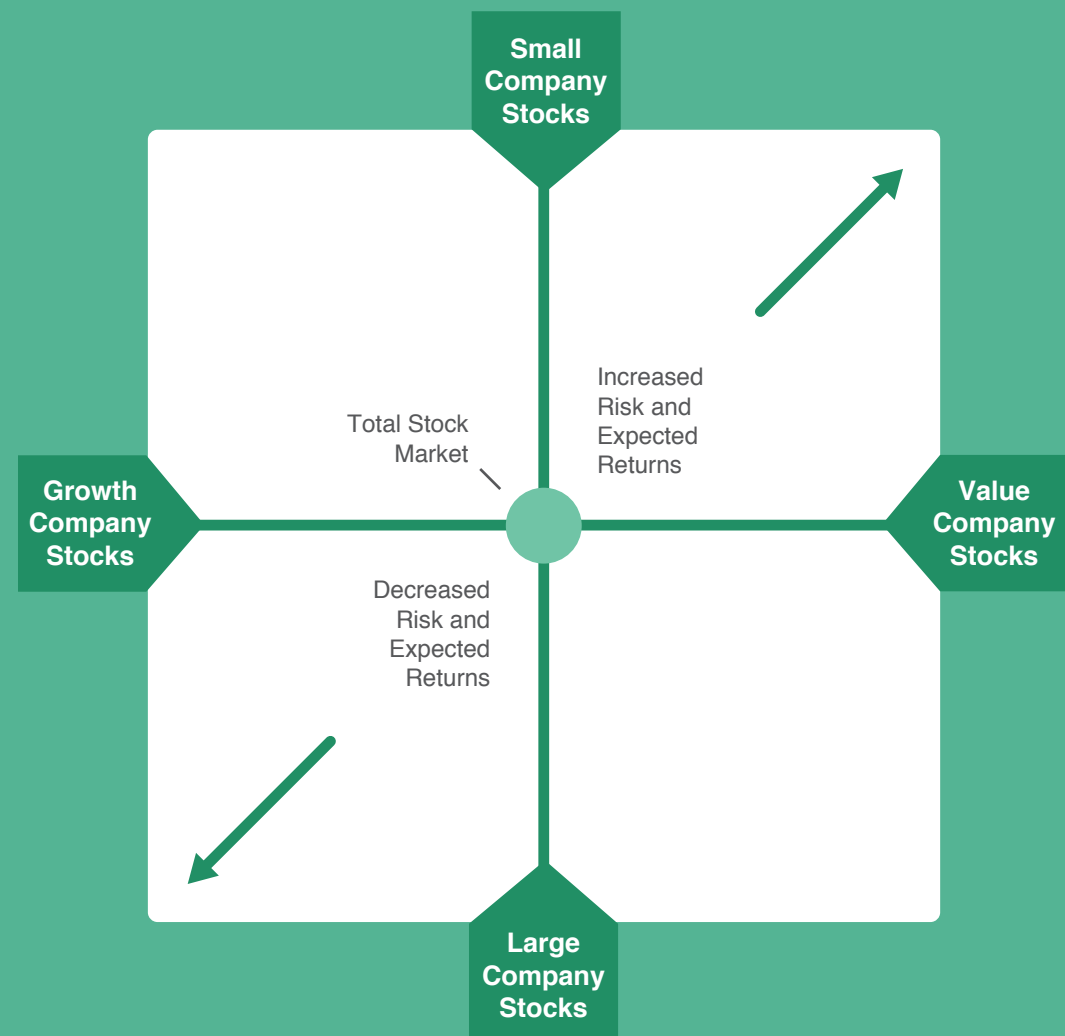


Source: Dimensional. In US dollars. Market cap data is free-float adjusted from Bloomberg securities data. Many small nations not displayed. Totals may not equal 100% due to rounding. Past Performance is not indicative of future results. All investments involve risk. Foreign securities involve additional risks including foreign currency changes, taxes and different accounting and financial reporting

missing out on a world of opportunity. Roughly half of the stock investing opportunities are outside the U.S.

methods. Countries represented by their respective MSCI IMI(net div.). Indexes are unmanaged baskets of securities in which investors cannot directly invest; they do not reflect the payment of advisory fees or other expenses associated with specific investments or the management of an actual portfolio.

Owning Small and Value Companies May Help Increase Expected Returns



The risks associated with investing in stocks and overweighting small company and value stocks potentially include increased volatility and loss of principal.

Potentially Increase Your Returns by Investing in Riskier Companies, Including Small and Value Companies

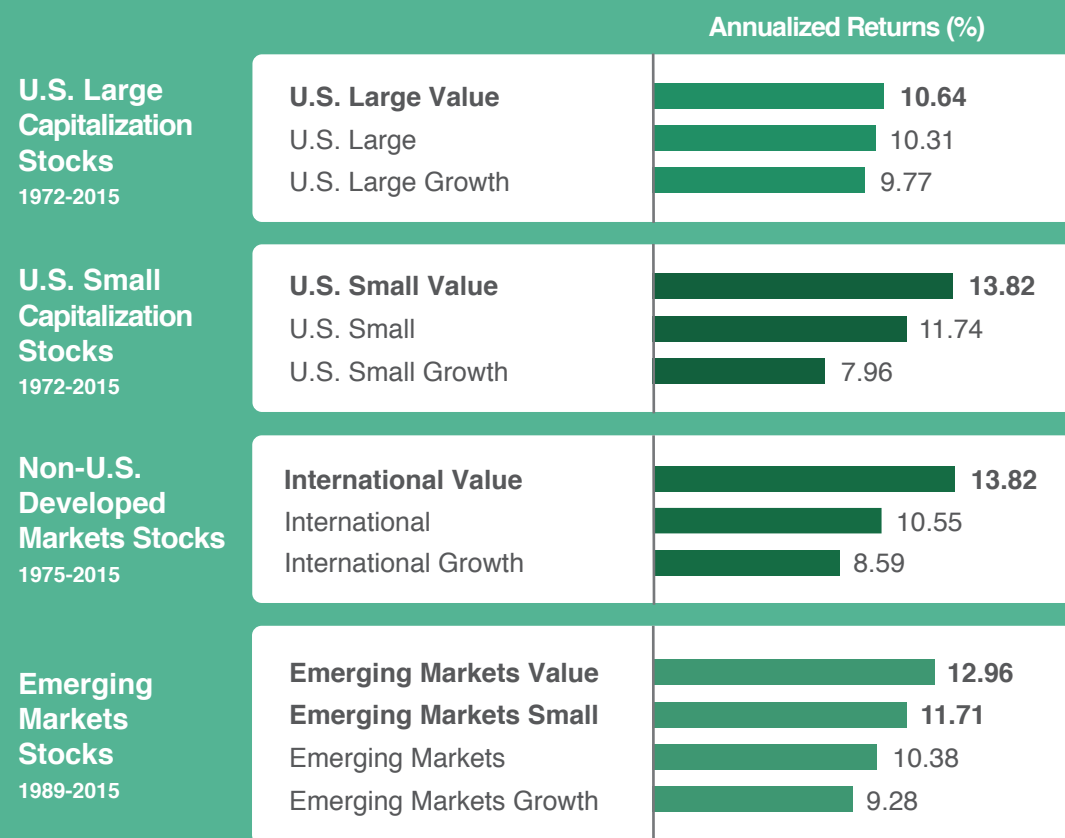
All investing involves taking on some risk. However, the more risk you take on in your portfolio, the greater your expected return potential. The opposite is also true: When you take minimal risks in your portfolio, your expected returns are lower.

Academic research has shown that stocks from different kinds of companies have different expected returns. For example, small company and value company stocks have greater expected returns — and greater risk — than growth company and large company stocks. As an investor, you need to decide how much of these risks you are willing to take.

Value stocks are usually associated with corporations that have experienced slower earnings growth or sales, or have recently experienced business difficulties, causing their stock prices to fall.

Small companies are defined as those with a market capitalization of \$300 million to \$2 billion. Small company stocks may be subject to a higher degree of market risk than the securities of more established companies because they may be more volatile and less liquid.

Small and Value Companies Have Outperformed Worldwide Over the Long Term
Large, Value and Small Company Returns



Indices are not available for direct investment. Their performance does not reflect the expenses associated with the management of an actual portfolio. Past performance is not a guarantee of future results. All index data provided by Ken French website, using Fama/French indexes for the respective asset classes.

Values change frequently and past performance may not be repeated. There is always the risk that an investor may lose money. Small company risk: Securities of small firms are often less liquid than those of large companies. As a result, small company stocks may fluctuate relatively more in price. Emerging markets risk: Numerous emerging countries have experienced serious, and potentially continuing, economic and political problems. Stock markets in many emerging countries are relatively small, expensive, and risky. Foreigners are often limited in their ability to invest in, and withdraw assets from, these markets. Additional restrictions may be imposed under other conditions. Foreign securities and currencies risk: Foreign securities prices may decline or fluctuate because of: (a) economic or political actions of foreign governments, and/or (b) less regulated or liquid securities markets. Investors holding these securities are also exposed to foreign currency risk (the possibility that foreign currency will fluctuate in value against the US dollar).

Risk & Return for the Long Term

The long-term relationship between risk and reward doesn't mean that investors will realize higher returns from riskier investments every year. In fact, it may take years.

Trying to increase returns over short periods can be unpredictable. However, through patience and persistence you may be rewarded by owning riskier investments like stocks over bonds, small companies over large and value companies over growth companies.

Academic research finds that small and value companies have outperformed over the long term, as illustrated in this chart. And this performance occurs not just in the U.S., but in developed countries around the world and even in emerging markets.

You can't get return without risk. That is the price of admission for being an investor.

Once you have built a plan, the final step is to protect it

Introduction

Keeping your plan on track may be the most challenging — and the most important — part of being a long-term investor.

There are several ways we work together to help you achieve your goals:

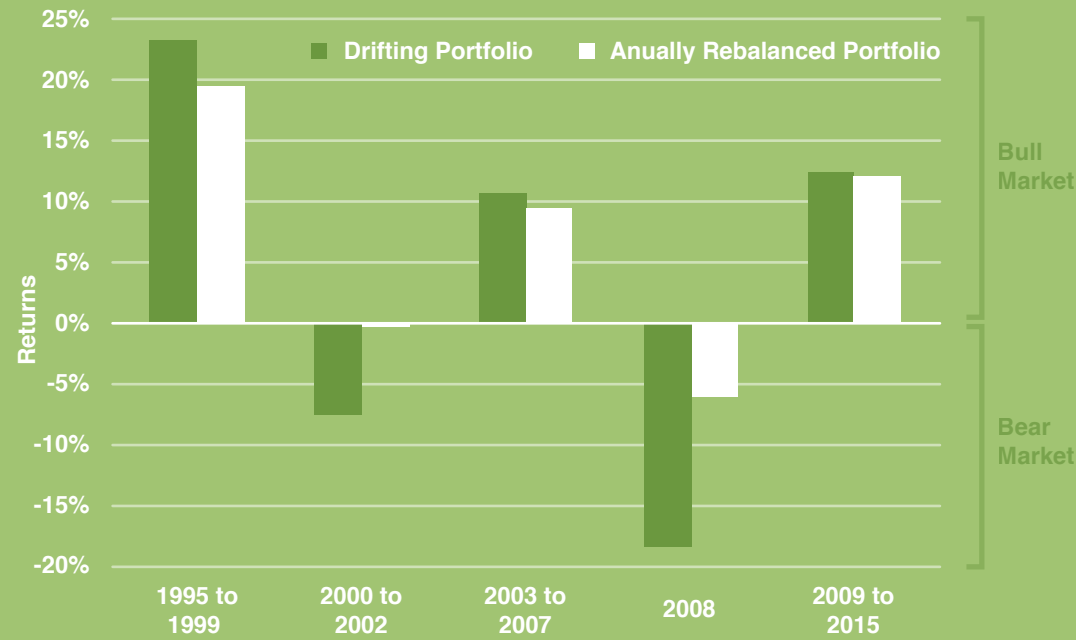
- Rebalancing your portfolio to keep it in line with your risk tolerance
- Providing you with ongoing education and guidance to keep emotions in check
- Keeping pace with any changes in your life or goals through ongoing re-discovery
- Continuously assessing your progress towards meeting your objectives

OUR GOAL IS TO HELP YOU...

Protect Your Plan by Working Together

Rebalancing Matters

Rebalancing a 50% Stocks / 50% Bonds Portfolio — 1995 to 2015



	1 Year	3 Years	5 Years	10 Years	20 Years	20 Year Standard Deviation
Stocks vs. Bonds Drifting Annual Return (%)	0.47	8.84	10.02	6.90	7.63	8.89
Stocks vs. Bonds Rebalanced Annual Return (%)	0.37	9.52	10.56	8.06	8.54	8.34

All investments involve risk, including loss of principal.

Data Source: Return 2.0. Past performance is no indication of future results. Stocks are represented by the S&P 500 Index. The S&P 500 is an index of 500 stocks chosen for market size, liquidity and industry grouping, among other factors. The S&P 500 is designed to be a leading indicator of U.S. equities and is meant to reflect the risk/return characteristics of the large cap universe. The SBBI Long Term Bond Index is comprised of the total return on 20 Year US Government Bonds. Underlying data is from the Stocks, Bonds, Bills, and Inflation® (SBBBI®) Yearbook by Roger G. Ibbotson and Rex Sinquefeld, updated annually. Bonds are represented by the SBBI Long-Term Bond Index. Indexes are unmanaged baskets of securities in which investors cannot invest and do not reflect the payment of advisory fees associated with a mutual fund or separate account. Returns assume dividend and capital gain reinvestment. Stock investing involves risks, including increased volatility (up and down movement in the value of your assets) and loss of principal. Bonds are subject to market and interest rate risk. Bond values will decline as interest rates rise, issuer's creditworthiness declines, and are subject to availability and changes in price.

Why Rebalance?

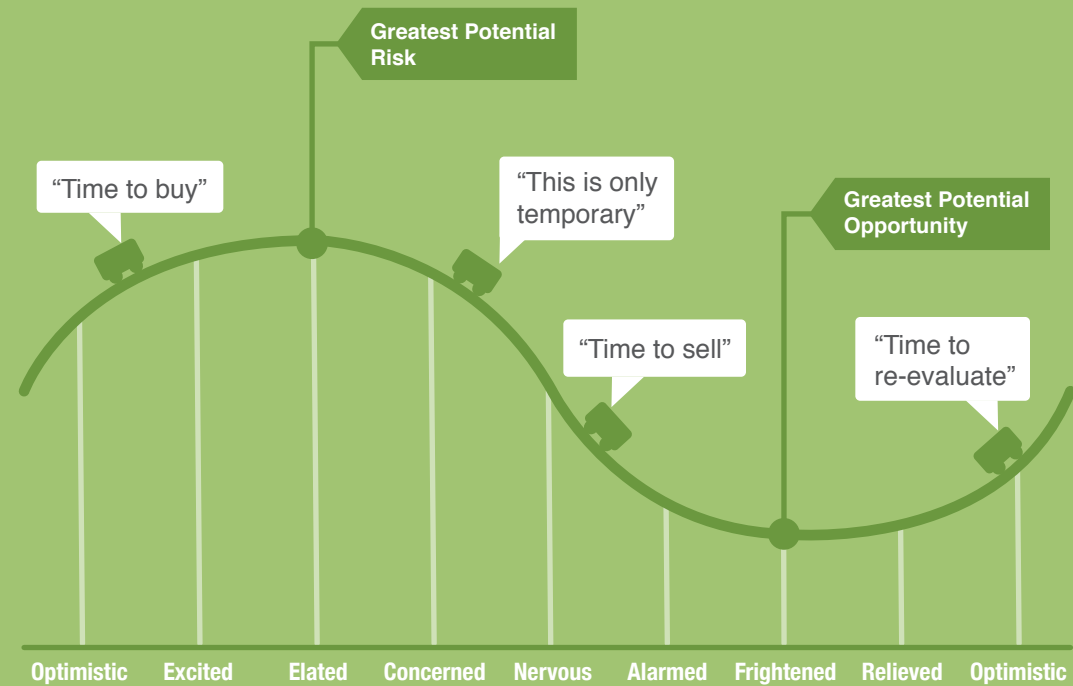
Rebalancing helps keep your portfolio allocated to your desired mix of stocks and bonds (and the other factors of return, such as small and value) and is an important step that many people neglect when they try to manage their own investments.

Without rebalancing — which involves buying and selling some of your investments to maintain your chosen asset allocation — your portfolio can drift from one level of risk to another as markets change. This drift can add extra unintended or unexpected risk to your plan.

As you can see from the chart on the left, the annually-rebalanced portfolio experienced fewer ups and downs over the last 20 years. It may not have soared as high during bull markets, but it didn't decline as much during bear markets. And overall, it offered slightly better performance and less volatility than a drifting, un-rebalanced portfolio.

Rebalancing does not guarantee a return or protect against a loss. The buying and selling of securities for the purpose of rebalancing may have adverse tax consequences.

Investing Is Emotional



For illustration purposes only.

Emotions Can Drive Poor Investing Results

For most of us, money is bound up with powerful emotions such as security, confidence and even, sometimes, fear. But the emotions of investing can cause us to lose focus on important areas of our life, most of which have absolutely nothing to do with the stock market.

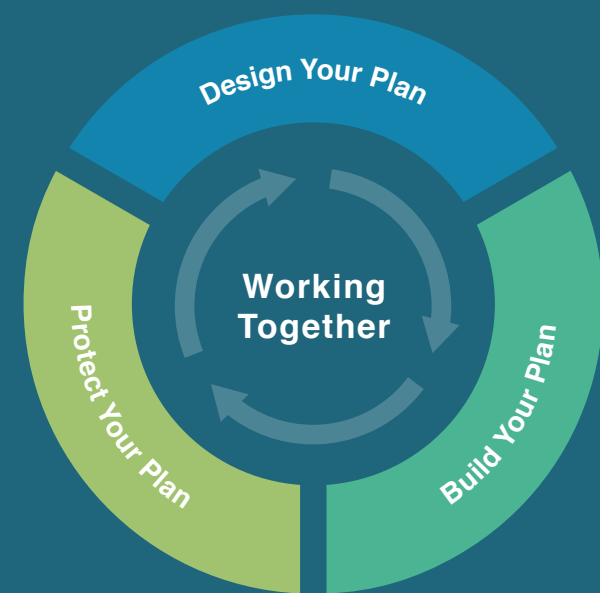
We know that remaining patient and disciplined can be extremely difficult, especially when stocks or other assets are soaring or plummeting. The way our brains are hard-wired can cause us to make emotional decisions about our money at precisely the wrong moments.

Many investors tend to “buy high” and “sell low.” Markets are prone to sharp and erratic movements, which can cause investors to sell at inopportune times. Conversely, during a strong bull market, investors often rush into the market because they feel “elated” and buy at the peak.

Ultimately, this kind of emotional, short-term behavior can have detrimental consequences, including dramatic portfolio underperformance.

As a 2016 study by DALBAR found, while the S&P 500 returned 8.19% over the past 20 years, average stock investors earned only 4.67%, primarily because they tried to outsmart the market but kept getting in and out at the wrong times.

Patience, discipline and working with an experienced Financial Advisor can help protect your plan



Our Commitment

Together We Can Make Your “Someday” Possible

As an investor, you face many important questions and decisions about your future, but we believe that there are really only three that matter. And we help solve them every day.

- 1. Do You Have the Plan That’s Right for You?** We are committed to understanding what matters most to you personally and financially — as well as working with other financial professionals — in order to put together the best possible long-term plan.
- 2. Do You Have Confidence Your Portfolio Will Get You There?** The portfolios we build are designed with the aim of giving our clients the highest probability of achieving their goals with a suitable amount of risk.
- 3. How Do You Stay on Track?** No one knows what the future will bring, but a good plan should help you stay invested in a variety of market environments. And it should be flexible enough to reflect changes in your life. We closely monitor your plan, update you regularly on your progress and make any changes necessary to keep pace with where you are in life.

We are dedicated to consistently delivering a better experience for our clients and believe strongly that our approach can make a real difference today, tomorrow and for many years to come.

Notes

LWI Financial Inc. ("Loring Ward") is an investment adviser registered with the Securities and Exchange Commission.
Securities transactions are offered through its affiliate, Loring Ward Securities Inc., member FINRA/SIPC.

B 16-020 (4/18)